

Round 5 results — Run mpiid5_run2 submitted from mpiid5

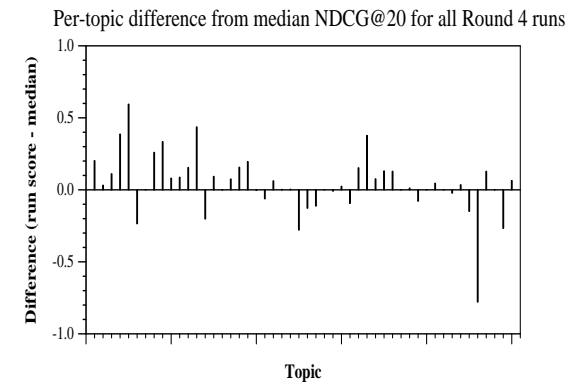
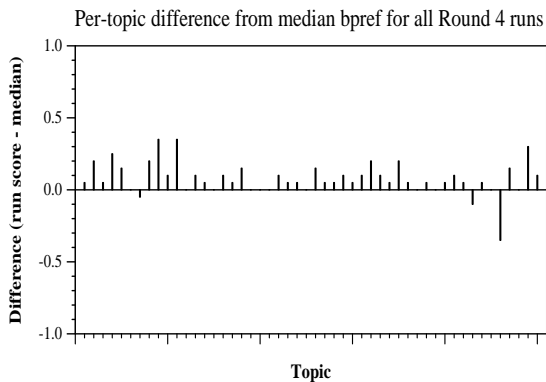
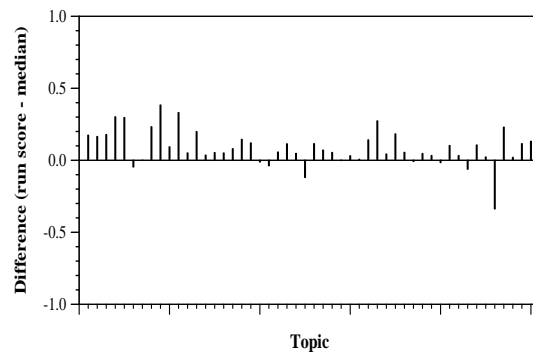
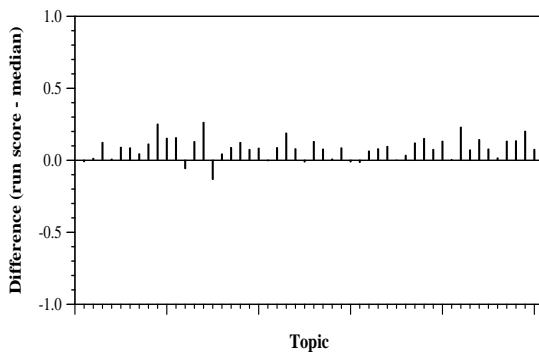
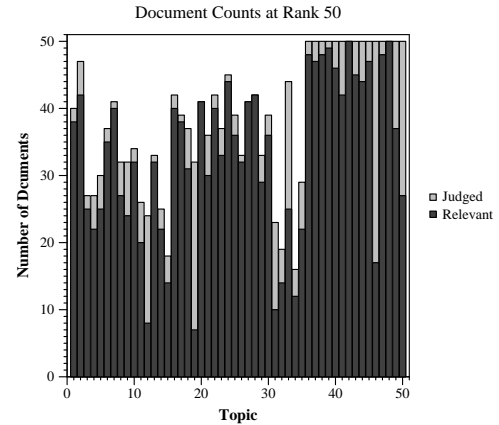
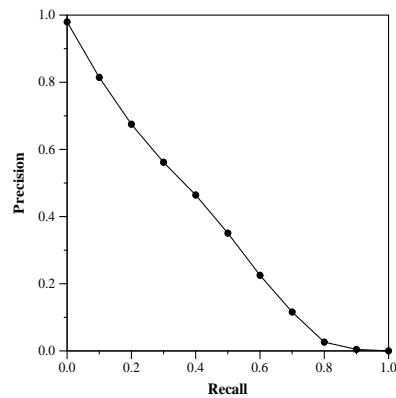
Run Description

We re-rank the top 2000 documents from the Anserini Fusion2 baseline (8th row). For the re-ranking method, we use the ELECTRA-Base model fine-tuned on the MSMARCO passage dataset. The model is later fine-tuned on the TREC COVID round 1-4 full-text collection. We use the question queries for re-ranking.

Summary Statistics	
Run ID	mpiid5_run2
Topic type	feedback
Contributed to judgment sets?	yes

Overall measures	
Number of topics	50
Total number retrieved	49904
Total relevant	10910
Total relevant retrieved	7081
MAP	0.3708
Mean Bpref	0.5471
Mean NDCG@20	0.7614
Mean RBP(p=0.5)	0.8620 +0.0009

Document Level Averages	
	Precision
At 5 docs	0.9240
At 10 docs	0.8860
At 15 docs	0.8200
At 20 docs	0.7860
At 30 docs	0.7387
R-Precision	
Exact	0.4230



Per-topic difference from median P@20 for all Round 4 runs

Per-topic difference from median RBP(p=0.5) for all Round 4 runs