

Round 2 results — Run combined submitted from risklick

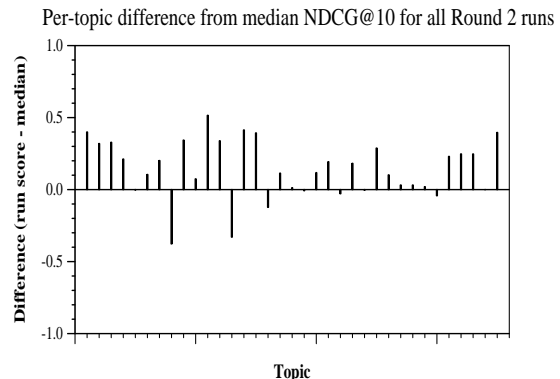
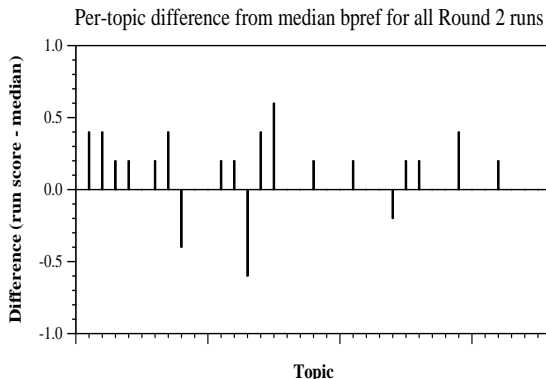
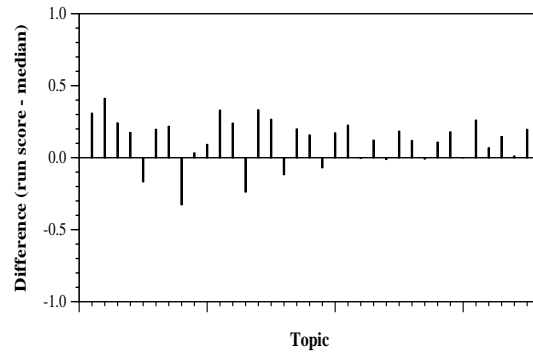
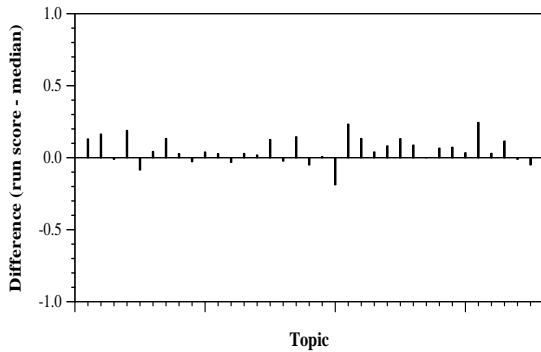
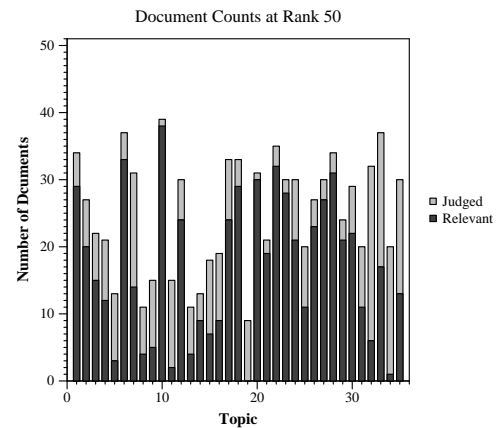
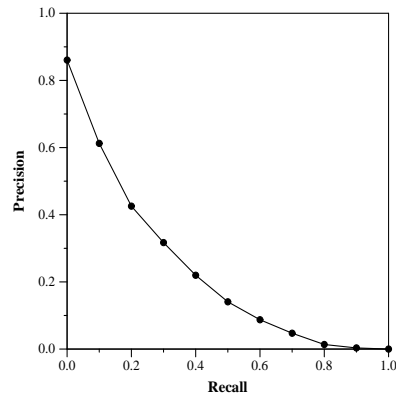
Run Description

An ensemble of several learning to rank runs.

Summary Statistics	
Run ID	combined
Topic type	feedback
Contributed to judgment sets?	yes

Overall measures	
Number of topics	35
Total number retrieved	32416
Total relevant	3002
Total relevant retrieved	1698
MAP	0.2243
Mean Bpref	0.4237
Mean NDCG@10	0.5878
Mean RBP(p=0.5)	0.6743 +0.0027

Document Level Averages	
	Precision
At 5 docs	0.6971
At 10 docs	0.6200
At 15 docs	0.5581
At 20 docs	0.5000
At 30 docs	0.4257
R-Precision	
Exact	0.2689



Per-topic difference from median P@5 for all Round 2 runs

Per-topic difference from median RBP(p=0.5) for all Round 2 runs