

Round 2 results — Run VTechBase submitted from VirginiaTechHAT

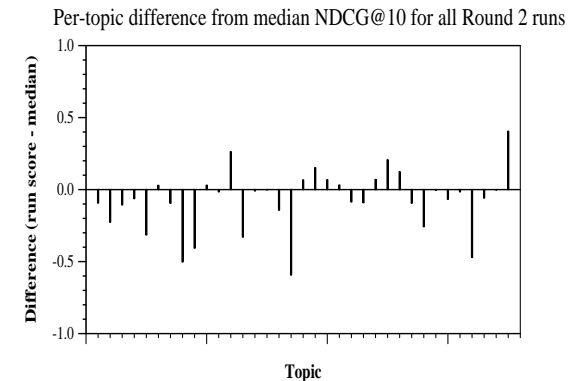
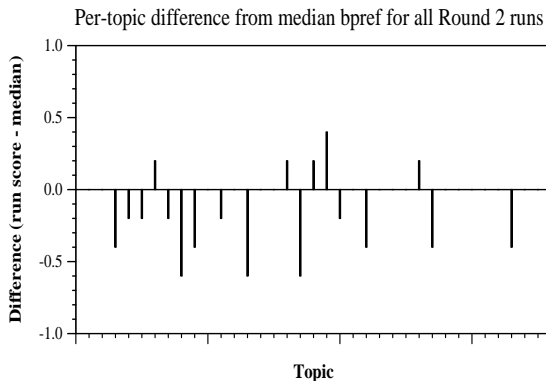
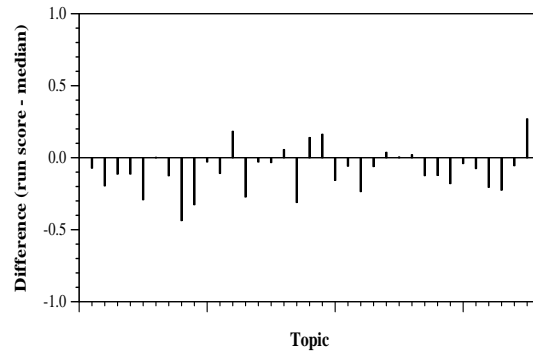
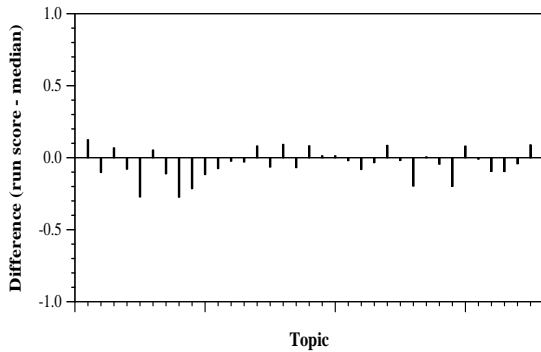
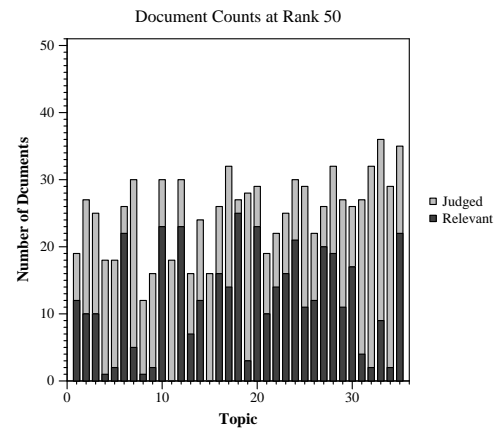
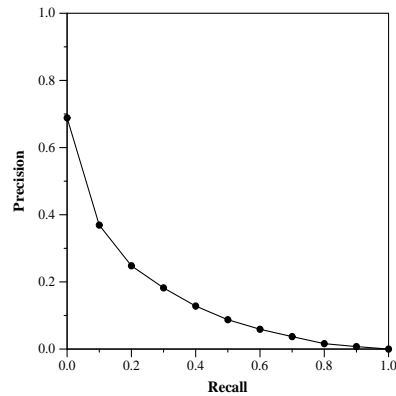
Run Description

a baseline system using QL, $\mu=500$ (tuned using R1 data)

Summary Statistics	
Run ID	VTechBase
Topic type	feedback
Contributed to judgment sets?	no

Overall measures	
Number of topics	35
Total number retrieved	32096
Total relevant	3002
Total relevant retrieved	1558
MAP	0.1406
Mean Bpref	0.3281
Mean NDCG@10	0.3830
Mean RBP($p=0.5$)	0.4587 +0.1209

Document Level Averages	
	Precision
At 5 docs	0.4971
At 10 docs	0.4171
At 15 docs	0.3695
At 20 docs	0.3300
At 30 docs	0.2790
R-Precision	
Exact	0.1842



Per-topic difference from median P@5 for all Round 2 runs

Per-topic difference from median RBP($p=0.5$) for all Round 2 runs