

Round 3 results — Run ucd_cs_r3 submitted from UCD_CS

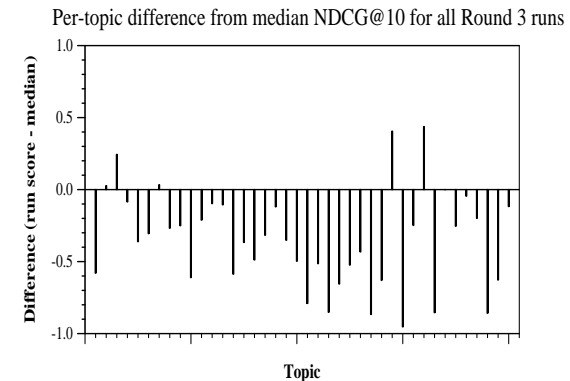
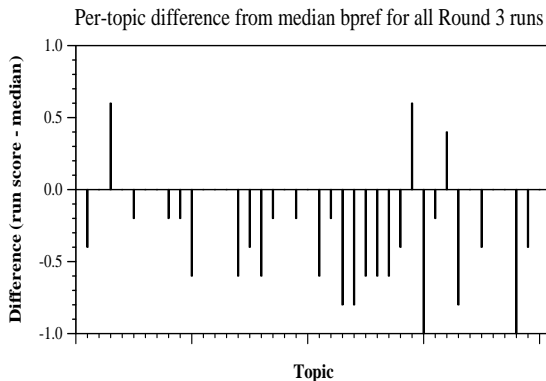
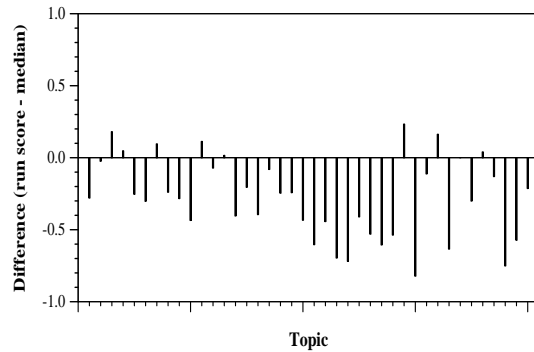
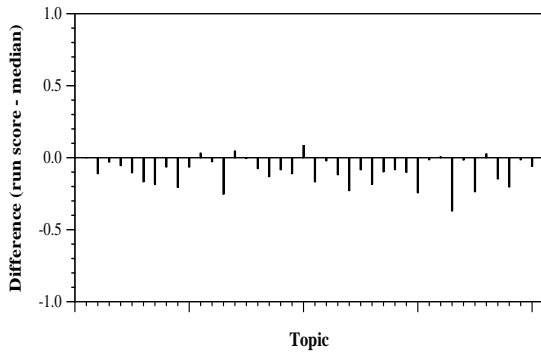
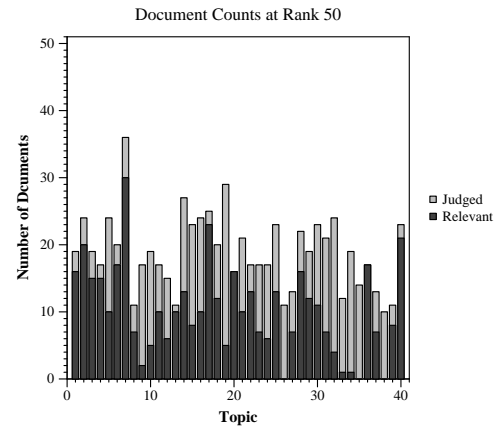
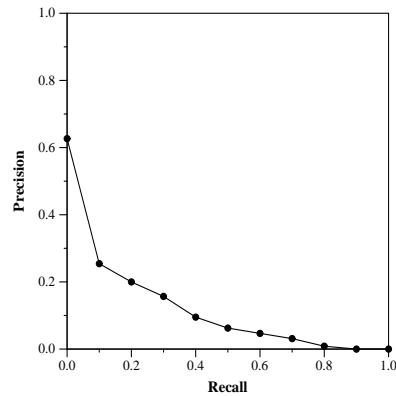
Run Description

BM25 first stage and then re-ranked by the fine-tuned ELECTRA_base on TREC-COVID dataset.

Summary Statistics	
Run ID	ucd_cs_r3
Topic type	feedback
Contributed to judgment sets?	yes

Overall measures	
Number of topics	40
Total number retrieved	33220
Total relevant	4698
Total relevant retrieved	2280
MAP	0.1097
Mean Bpref	0.3696
Mean NDCG@10	0.3159
Mean RBP(p=0.5)	0.3022 +0.0160

Document Level Averages	
	Precision
At 5 docs	0.4550
At 10 docs	0.4500
At 15 docs	0.3517
At 20 docs	0.2925
At 30 docs	0.2408
R-Precision	
Exact	0.1752



Per-topic difference from median P@5 for all Round 3 runs

Per-topic difference from median RBP(p=0.5) for all Round 3 runs